




2009 Mahtomedi Fastpitch Summer Evaluation

1. What level did your daughter participate in this summer?			
		Response Percent	Response Count
10U		29.7%	11
12U		40.5%	15
14U		13.5%	5
16U		16.2%	6
answered question			37
skipped question			0



2. On a scale from 1-5, how would you rate the Mahtomedi Fastpitch Registration Process?							
	Below Average	Fair	Average	Above Average	Excellent	Rating Average	Response Count
Please click one box	0.0% (0)	18.9% (7)	51.4% (19)	16.2% (6)	13.5% (5)	3.24	37
Comments/Recommendations							6
answered question							37
skipped question							0





3. Do you feel that you received a good value for your registration fee?			
		Response Percent	Response Count
Yes		78.4%	29
No		8.1%	3
Unsure		13.5%	5
answered question			37
skipped question			0





4. On a scale from 1-5, how would you rate the Tryout Process? 10U Parents skip to Question #5							
	Below Average	Fair	Average	Above Average	Excellent	Rating Average	Response Count
Please click one answer	10.7% (3)	32.1% (9)	35.7% (10)	17.9% (5)	3.6% (1)	2.71	28
Comments/Recommendations							10
answered question							28
skipped question							9





5. Should the Board consider a 10U Tryout Process?			
		Response Percent	Response Count
Yes		26.5%	9
No		38.2%	13
Unsure		35.3%	12
answered question			34
skipped question			3

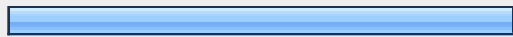
6. On a scale from 1-5, how would you rate the 2009 Team Selections?							
	Below Average	Fair	Average	Above Average	Excellent	Rating Average	Response Count
Please click one answer	13.9% (5)	27.8% (10)	36.1% (13)	16.7% (6)	5.6% (2)	2.72	36
Comments/Recommendations							6
answered question							36
skipped question							1



7. Do you feel there were an appropriate numbers of players on your team?			
		Response Percent	Response Count
Yes		83.8%	31
No		16.2%	6
Unsure		0.0%	0
answered question			37
skipped question			0




8. Has your daughter(s) fastpitch softball skills increased this summer?			
		Response Percent	Response Count
Yes		69.4%	25
No		11.1%	4
Somewhat		16.7%	6
Not Sure		2.8%	1
answered question			36
skipped question			1




9. Has your daughter(s) fastpitch body of knowledge increased this summer?			
		Response Percent	Response Count
Yes		69.4%	25
No		11.1%	4
Somewhat		16.7%	6
Not Sure		2.8%	1
answered question			36
skipped question			1





10. Did your daughter(s) have a positive experience in this summer program?			
		Response Percent	Response Count
Yes		77.8%	28
No		5.6%	2
Somewhat		13.9%	5
Not Sure		2.8%	1
		answered question	36
		skipped question	1

11. Was there clear team communication about practices, games, tournaments & field locations?			
		Response Percent	Response Count
Yes		77.8%	28
No		5.6%	2
Somewhat		16.7%	6
Not Sure		0.0%	0
		answered question	36
		skipped question	1

12. Would you recommend this fastpitch program to others in the community?			
		Response Percent	Response Count
Yes		66.7%	24
No		0.0%	0
Possibly		33.3%	12
		answered question	36
		skipped question	1





13. Would your daughter(s) be interested in off season fastpitch clinics?				
			Response Percent	Response Count
Yes		80.6%	29	
No		5.6%	2	
Possibly		13.9%	5	
			answered question	36
			skipped question	1




14. Would your daughter(s) have interest in off season play? (E.g. Fall League or Winter Indoor League)				
			Response Percent	Response Count
Yes		69.4%	25	
No		13.9%	5	
Possibly		16.7%	6	
			answered question	36
			skipped question	1




15. 1. How many coaches did you have for the team?				
			Response Percent	Response Count
1		2.8%	1	
2		36.1%	13	
3		41.7%	15	
More than 3		19.4%	7	
			answered question	36
			skipped question	1




16. 2. On a scale of 1-5, how would you rate the coach(es) level of fastpitch knowledge for your age category?							
	Below Average	Fair	Average	Above Average	Excellent	Rating Average	Response Count
Please click one answer	5.6% (2)	8.3% (3)	13.9% (5)	52.8% (19)	19.4% (7)	3.72	36
	<i>answered question</i>						36
	<i>skipped question</i>						1




17. 3. On a scale of 1-5, how would you rate the use of practice time?							
	Below Average	Fair	Average	Above Average	Excellent	Rating Average	Response Count
Please click one box	8.3% (3)	5.6% (2)	44.4% (16)	27.8% (10)	13.9% (5)	3.33	36
	Comments/Recommendations						9
	<i>answered question</i>						36
	<i>skipped question</i>						1




18. 4. Did the coach(es) use effective tools for teaching your daughter(s) the game of fastpitch?			
		Response Percent	Response Count
Yes		58.3%	21
No		8.3%	3
Somewhat		22.2%	8
Not Sure		11.1%	4
	<i>answered question</i>		36
	<i>skipped question</i>		1

19. 5. Was your coach(s) a positive role model for your daughter(s)?			
		Response Percent	Response Count
Yes		75.0%	27
No		8.3%	3
Somewhat		16.7%	6
Not Sure		0.0%	0
Comments/Recommendations			7
answered question			36
skipped question			1

20. 6. Did your daughter or you feel comfortable approaching the coach(es) with questions or concerns?			
		Response Percent	Response Count
Yes		69.4%	25
No		8.3%	3
Sometimes		22.2%	8
Not Sure		0.0%	0
answered question			36
skipped question			1

21. 7. Did your coach(s) teach and show your daughter(s) team sportsmanship?			
		Response Percent	Response Count
Yes		77.8%	28
No		5.6%	2
Somewhat		16.7%	6
Not Sure		0.0%	0
		answered question	36
		skipped question	1

22. 8. Would you recommend this coach again to the Fastpitch Board of Directors?			
		Response Percent	Response Count
Yes		69.4%	25
No		16.7%	6
Possibly		13.9%	5
		Comments/Recommendations	4
		answered question	36
		skipped question	1

23. 9. Would you consider coaching for Mahtomedi Fastpitch?			
		Response Percent	Response Count
Yes		16.7%	6
No		61.1%	22
Possibly		22.2%	8
		answered question	36
		skipped question	1

24. Please provide any other additional comments/recommendations/concerns. We appreciate your objectivity to ensure program success.

		Response Count
		21
	<i>answered question</i>	21
	<i>skipped question</i>	16